

Vanguard U.K. Government Bond Index Fund

Accumulation - GBP

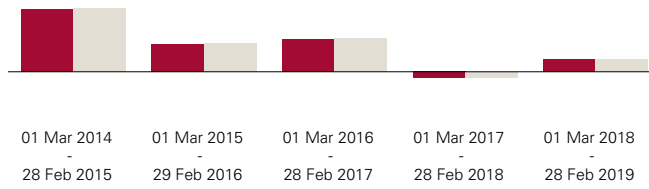
Inception date 23 June 2009

Total assets (million) £2,843 | Accumulation GBP (million) £2,109 as at 28 February 2019

Minimum initial investment*	ISIN	SEDOL	Bloomberg	Citi	MexID	SRRI‡	IA Sector	Investment structure	Index ticker	Domicile	Settlement	Trading frequency (cut-off)
100,000	IE00B1S75374	B1S7537	VANUGSA	FPD7	VIUKGO	4	UK Gilts	UCITS	BGGFTRGU	Ireland	T+2	Daily (12:00 Irish Time)

Performance summary**

GBP—Vanguard U.K. Government Bond Index Fund
 Benchmark— Bloomberg Barclays U.K. Government Float Adjusted Bond Index



	01 Mar 2014 - 28 Feb 2015	01 Mar 2015 - 29 Feb 2016	01 Mar 2016 - 28 Feb 2017	01 Mar 2017 - 28 Feb 2018	01 Mar 2018 - 28 Feb 2019
Fund (Net of expenses)	12.44%	5.51%	6.51%	-1.20%	2.44%
Benchmark	12.58%	5.68%	6.64%	-1.16%	2.55%

Performance**	1 month	Quarter	Year to date	1 year	3 years	5 years	10 years	Since inception
Fund (Net of expenses)	-1.02%	2.82%	0.25%	2.44%	2.53%	5.04%	—	5.23%
Benchmark	-1.03%	2.81%	0.12%	2.55%	2.63%	5.16%	5.25%	5.31%

**In this document the performance displayed for the Fund(s) and therefore relative performance to the benchmark index may be impacted by swing pricing. The NAV of a Fund swings according to subscription/redemption activity so that transaction costs caused by these cashflows are not borne by the existing holders in a Fund. The benchmark index is not affected by swing pricing and therefore you may see tracking difference between the performance of the Fund and the benchmark. Performance and Data is calculated on closing NAV as at 28 February 2019.

Past performance is not a reliable indicator of future results.

Source: Vanguard Global Advisers, LLC; Bloomberg Barclays U.K. Government Float Adjusted Bond Index

Management Charges

Ongoing Charges Figure† 0.15%

†The Ongoing Charges Figure (OCF) covers administration, audit, depository, legal, registration and regulatory expenses incurred in respect of the Funds. When you invest with any fund manager, you pay a number of charges, starting with the Annual Management Charge (AMC) which covers the fund manager's costs of managing the fund. The AMC plus ongoing running costs and other operational expenses make up the fund's total 'ongoing charges figure'.

Investment objective

The Fund seeks to provide returns consistent with the performance of the index, a market-weighted index of UK government fixed income securities denominated in pound sterling.

Investment strategy

The Fund employs a passive management or indexing strategy designed to track the performance of the index, which is a subset of the Bloomberg Barclays Global Aggregate Float Adjusted Bond Index. This market-weighted index is designed to reflect the total universe of pound sterling-denominated United Kingdom treasury and government-related securities with maturities greater than one year.

Investment manager

Vanguard Global Advisers, LLC
 Europe Bond Index Team

Key investment risks

The value of bonds and fixed income-related securities is affected by influential factors such as interest rates, inflation, credit spreads and volatility which, in turn, are driven by other factors including political, economic news, company earnings and significant corporate events. Movements in currency exchange rates can adversely affect the return of your investment.

Credit risk. The issuer of a financial asset held within the Fund may not pay income or repay capital to the Fund when due.

Liquidity risk. Lower liquidity means there are insufficient buyers or sellers to allow the Fund to sell or buy investments readily.

Counterparty risk. The insolvency of any institutions providing services such as safekeeping of assets or acting as counterparty to derivatives or other instruments, may expose the Fund to financial loss.

Index tracking risk. The Fund is not expected to track the performance of the Index at all times with perfect accuracy. The Fund is, however, expected to provide investment results that, before expenses, generally correspond to the price and yield performance of the Index.

Inflation risk. The value of your investments may not be worth as much in the future due to changes in purchasing power resulting from inflation.

Please also read the risk factors section in the prospectus and the Key Investor Information Document, both of which are available on the Vanguard Website.

*The minimum initial investment of (Investor) Income and Accumulation shares or for anyone approaching Vanguard directly is £100,000.

‡Synthetic Risk and Reward Indicator

Vanguard U.K. Government Bond Index Fund

Accumulation - GBP

Data as at 28 February 2019 unless otherwise stated.

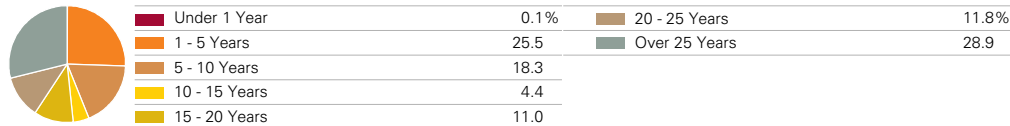
Characteristics

	Fund	Benchmark
Number of bonds	61	64
Effective YTM	1.41%	1.41%
Average coupon	3.1%	3.1%
Average maturity	17.8 years	17.8 years
Average quality	AA	AA
Average duration	12.6 years	12.6 years
Cash investment*	0.2	—
Distribution Yield	1.31%	—

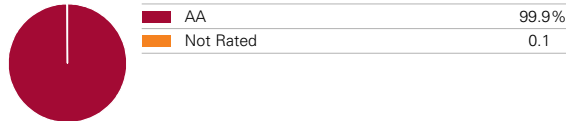
Market allocation



Distribution by credit maturity (% of fund)

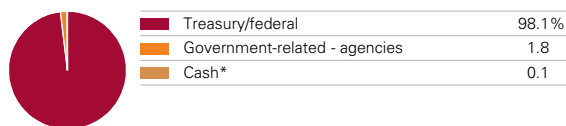


Distribution by credit quality (% of fund)



Credit-quality ratings for each issue are obtained from Barclays using ratings derived from Moody's Investors Service, Fitch Ratings, and Standard & Poor's. When ratings from all three agencies are available, the median rating is used. When ratings are available from two of the agencies, the lower rating is used. When one rating is available, that rating is used.

Distribution by issuer (% of fund)



*The allocations are subject to circumstances such as timing differences between trade and settlement dates of underlying securities, that may result in negative weightings. The fund may also employ certain derivative instruments for cash management or risk management purposes that may also result in negative weightings. Allocations are subject to change. Cash includes physical cash on the account, cash like instruments (such as ultra-short term treasury bonds) and derivative instruments.

Source: Vanguard Global Advisers, LLC

Vanguard U.K. Government Bond Index Fund

Accumulation - GBP

Investment risk information

The value of investments, and the income from them, may fall or rise and investors may get back less than they invested.

Funds investing in fixed interest securities carry the risk of default on repayment and erosion of the capital value of your investment and the level of income may fluctuate. Movements in interest rates are likely to affect the capital value of fixed interest securities. Corporate bonds may provide higher yields but as such may carry greater credit risk increasing the risk of default on repayment and erosion of the capital value of your investment. The level of income may fluctuate and movements in interest rates are likely to affect the capital value of bonds.

The fund(s) may invest in financial derivative instruments that could increase or reduce exposure to underlying assets and result in greater fluctuations of the fund's Net Asset Value. Some derivatives give rise to increased potential for loss where the fund's counterparty defaults in meeting its payment obligations.

Some funds invest in securities which are denominated in different currencies. Movements in currency exchange rates can affect the return of investments.

Glossary for fund characteristics

The fund characteristics section above contains a number of metrics that professional investors use to value individual stocks against a market or index average. These metrics can also be used to value and compare funds to the market by taking the average of all the stocks held in the fund and comparing them to those of the fund's benchmark index. We've provided a definition of the terms used for your convenience.

Effective YTM (yield to maturity) is the rate of return an investor would receive if the fixed income securities held by a fund were held to their maturity dates.

Average coupon is the average interest rate paid on the fixed income securities held by a fund. It is expressed as a percentage of face value.

Average maturity is the average length of time until fixed income securities held by a fund reach maturity and are repaid, taking into consideration the possibility that the issuer may call the bond before its maturity date. The figure reflects the proportion of fund assets represented by each security; it also reflects any futures contracts held. In general, the longer the average effective maturity, the more a fund's share price will fluctuate in response to changes in market interest rates.

Average quality is an indicator of credit risk. This figure is the average of the ratings assigned to a fund's fixed income holdings by credit-rating agencies. The agencies make their judgment after appraising an issuer's ability to meet its obligations. Quality is graded on a scale, with Aaa or AAA indicating the most creditworthy bond issuers.

Average duration is an estimate of how much the value of the bonds held by a fund will fluctuate in response to a change in interest rates. To see how the value could change, multiply the average duration by the change in rates. If interest rates rise by 1 percentage point, the value of the bonds in a fund with an average duration of five years would decline by about 5%. If rates decrease by a percentage point, the value would rise by 5%.

Distribution yield reflects the amounts that may be expected to be distributed over the next twelve months as a percentage of mid-market unit price as at the date shown. It is based on a snapshot of the portfolio on that day. It does not include preliminary charge and investors may be subject to tax on distributions.

For more information contact your local sales team or:

Web: <http://global.vanguard.com>

Transfer Agent (Europe): Tel. 00 353 1241 7144

Adviser support: Tel. 0800 917 5508

Adviser support email: enquiries@vanguard.co.uk

Non advised personal investor email: Personal_investor_enquiries@vanguard.co.uk

Important Information

This document is designed for use by, and is directed only at persons resident in the UK.

The information contained in this document is not to be regarded as an offer to buy or sell or the solicitation of any offer to buy or sell securities in any jurisdiction where such an offer or solicitation is against the law, or to anyone to whom it is unlawful to make such an offer or solicitation, or if the person making the offer or solicitation is not qualified to do so. The information in this document is general in nature and does not constitute legal, tax, or investment advice. Potential investors are urged to consult their professional advisers on the implications of making an investment in, holding or disposing of shares of, and the receipt of distribution from any investment.

Vanguard Investment Series plc has been authorised by the Central Bank of Ireland as a UCITS and has been registered for public distribution in certain EU countries. Prospective investors are referred to the Funds' prospectus for further information. Prospective investors are also urged to consult their own professional advisers on the implications of making an investment in, and holding or disposing shares of the Funds and the receipt of distributions with respect to such shares under the law of the countries in which they are liable to taxation.

The Manager of Vanguard Investment Series plc is Vanguard Group (Ireland) Limited. Vanguard Asset Management, Limited is a distributor of Vanguard Investment Series plc.

For further information on the fund's investment policy, please refer to the Key Investor Information Document ("KIID").

The KIID and the Prospectus for this fund is available in local languages from Vanguard via our website <https://global.vanguard.com/>.

The Central Bank of Ireland has granted authorisation for the Vanguard UK Government Bond Index Fund to invest up to 100% of net assets in different Transferable Securities and Money Market Instruments issued or guaranteed by any EU Member State, its local authorities, non-EU Member States or public international bodies of which one or more EU Member States are members. As at 31 December 2018, the Vanguard UK Government Bond Index Fund invests more than 35% of its scheme property in transferable securities and money market instruments issued or guaranteed by the UK.

The products are not sponsored, endorsed, issued, sold or promoted by "Bloomberg or Barclays". Bloomberg and Barclays make no representation or warranty, express or implied, to the owners or purchasers of the products or any member of the public regarding the advisability of investing in securities generally or in the products particularly or the ability of the Bloomberg Barclays Indices to track general bond market performance. Neither Bloomberg nor Barclays has passed on the legality or suitability of the products with respect to any person or entity. Bloomberg's only relationship to Vanguard and the products are the licensing of the Bloomberg Barclays Indices which are determined, composed and calculated by BISL without regard to Vanguard or the Vanguard Product or any owners or purchasers of the products. Bloomberg has no obligation to take the needs of the products or the owners of the products into consideration in determining, composing or calculating the Bloomberg Barclays Indices. Neither Bloomberg nor Barclays is responsible for and has not participated in the determination of the timing of, prices at, or quantities of the products to be issued. Neither Bloomberg nor Barclays has any obligation or liability in connection with the administration, marketing or trading of the products.

SEDOL and SEDOL Masterfile® are registered trademarks of the London Stock Exchange Group PLC.

SEDOL Data has been provided from the London Stock Exchange's SEDOL Masterfile®.

This page is intentionally left blank